

М. З. Биболетова



АНГЛИЙСКИЙ ЯЗЫК

ENJOY

ENGLISH

4

КЛАСС

РАБОЧАЯ ТЕТРАДЬ

с контрольными работами



Workbook + Tests

М. З. Биболетова, О. А. Денисенко,
Н. Н. Трубанева

Р | российский
учебник

ENJOY ENGLISH

Английский с удовольствием

4

АНГЛИЙСКИЙ ЯЗЫК

Рабочая тетрадь
к учебному пособию для 4 класса
общеобразовательных
организаций

5-е издание, стереотипное

ДРОФА
Москва
2018

УДК 373.167.1:811.111
ББК 81.2Англ-922
Б59

Аудиоприложение доступно на сайте rosuchebnik.rf/audio

Учебно-методический комплект Enjoy English/ «Английский с удовольствием» для 4 класса состоит из следующих компонентов:
учебного пособия, книги для учителя, рабочей тетради, аудиоприложения

Биболетова, М. З.

- Б59** Английский язык : рабочая тетрадь к учебному пособию для 4 класса общеобразовательных организаций / М. З. Биболетова, О. А. Денисенко, Н. Н. Трубанева. — 5-е изд., стереотип. — М. : Дрофа, 2018. — 96 с. : ил. — (Российский учебник : Enjoy English / «Английский с удовольствием»).

ISBN 978-5-358-19665-0

Рабочая тетрадь является составной частью учебно-методического комплекта Enjoy English / «Английский с удовольствием» для 4 класса. Содержание рабочей тетради тесно связано с учебным пособием и направлено на закрепление материала, изучаемого на уроках. Рабочая тетрадь содержит упражнения, предназначенные для формирования у учащихся грамматических, лексических и орфографических навыков, а также для развития умений письменной речи, чтения и аудирования. Упражнения повышенной трудности отмечены звездочкой и выполняются по желанию. Рабочая тетрадь содержит в конце каждого юнита раздел для самостоятельной работы (Test Yourself), а также два варианта проверочных заданий (Progress Check) для каждой учебной четверти.

УДК 373.167.1:811.111
ББК 81.2Англ-922

РОССИЙСКИЙ УЧЕБНИК

Редактор *М. И. Куликова*

Художественный редактор, дизайн макета *Е. А. Подтуркина*

Верстка *И. В. Грибова, Е. Ю. Кваскова*

Художники *Ю. К. Собакин, А. Воробьев, Е. В. Казейкина,*

И. А. Кузнецова, Н. В. Мишина

Технический редактор *С. А. Толмачева*

Корректор *Г. Н. Кузьмина*

Подписано в печать 27.03.18.

Формат 60×84/8. Гарнитуры SchoolBook, Circle.

Печать офсетная. Усл. печ. л. 11,16.

Тираж 25 000 экз. Заказ №3965

ООО «ДРОФА». 123308, Москва, ул. Зорге, дом 1, офис № 313.



rosuchebnik.rf/mesta

Предложения и замечания по содержанию и оформлению книги можно отправлять по электронному адресу: exp@rosuchebnik.ru

По вопросам приобретения продукции издательства обращайтесь:
тел.: 8-800-700-64-83; e-mail: sales@rosuchebnik.ru

Электронные формы учебников, другие электронные материалы и сервисы:
LECTA.ru, тел.: 8-800-555-46-68

В помощь учителям и ученикам: регулярно пополняемая библиотека дополнительных материалов к урокам, конкурсы и акции с поощрением победителей, рабочие программы, вебинары и видеозаписи открытых уроков rosuchebnik.rf/mesta

6+

Отпечатано с готовых файлов заказчика
в АО «Первая Образцовая типография»,
филиал «УЛЬЯНОВСКИЙ ДОМ ПЕЧАТИ»
432980, г. Ульяновск, ул. Гончарова, 14

ISBN 978-5-358-19665-0

© М. З. Биболетова, О. А. Денисенко, Н. Н. Трубанева, 2015
© ООО «ДРОФА», 2016

1 SPEAKING ABOUT SEASONS AND THE WEATHER

SECTION 1. What is your favourite season?

1. Напиши, что ты любишь делать зимой и летом; что ты не любишь делать весной и осенью.

In winter I like to _____.

In summer _____.

In spring I don't like to _____.

In autumn _____.

2. Составь вопросы и ответь на них.

Example: you / in summer / Do / to walk / like?

— Do you like to walk in summer?

— Yes, I do.

1) like / in autumn / What / you / do / to do? —

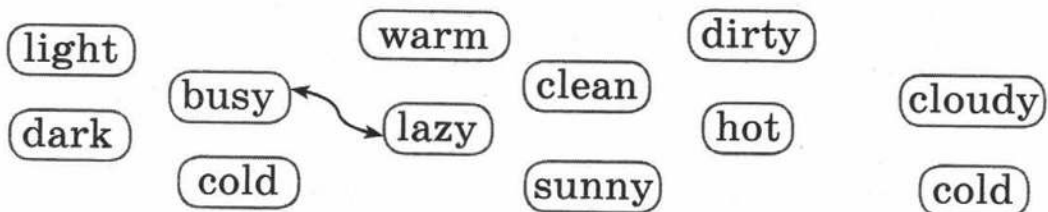
2) do / skate / you / Where / in winter? —

3) your / bike / When / you / ride / do? —

4) play / Can / tennis / you? —

5) you / a / Have / football / got? —

3. Найди и соедини стрелками слова, противоположные по значению.



4. Переведи на английский язык.

Example: дождливое утро — a rainy morning

снежная зима — _____

жаркое лето — _____

тёплая весна — _____

холодная осень — _____

Солнечно, но ветрено. — It's sunny but ...

Холодно и дождливо. — _____

SECTION 2. Speaking about the future

5. Составь предложения из слов.

I		play	a scooter	tomorrow.
He		ride	badminton	next summer.
She	will	swim	snowballs	next winter.
We		make	a snowman	
You		walk	in the river	
They			in the park	

6. Выбери и обведи глагол в нужной форме.

Example: He visits / will visit his grandpa next Sunday.

1) My friends play / **will play** volleyball two times a week.

2) My grandma gets / **will get** the postcard next week.

3) I think it isn't / **won't be** cold tomorrow.

4) Look at the calendar! Today is / **will be** the fifteenth of October.

5) Do you go / **Will you go** to the zoo tomorrow? — Yes, I do/will.

7. Прочитай письмо Джека. Помоги ему сделать письмо короче. Переделай подчёркнутые предложения по образцу.

Example: I am a dog. — I'm a dog.

Dear Tiny,

My name is Jack. I am a dog. I am kind. I am not big. I do not live in London. I live in the country. I have not got many friends. But I have got two true friends. They are a donkey and a cat. The donkey does not like winter. But he likes summer and green grass. The cat likes all seasons. Would you like to visit us in summer? It will be sunny. It will not be rainy. I will be happy to see you.

Best wishes,
Jack

SECTION 3. When the weather is fine ...

8. Найди и запиши слово с общим значением.

sports, seasons, family, months, weather

- 1) _____: winter, spring, summer, autumn;
- 2) _____: snowy, sunny, warm, rainy;
- 3) _____: January, March, July, November;
- 4) _____: basketball, volleyball, hockey;
- 5) _____: dad, mum, grandma, grandpa, brother, sister.

UNIT 1
9. Поставь вопросы к выделенным словам.

Example: They will play football next Sunday. —
What will they do next Sunday?

- 1) She will water the flowers tomorrow. — Who _____?
- 2) Jill will go to **Canada** next summer. — Where _____?
- 3) The friends will **have lunch** in an hour. — What _____?

10. Прочитай письмо от Джейн (Jane), которая хотела бы стать твоим другом по переписке. Напиши Джейн письмо и ответь на 3 вопроса.

London
Great Britain
20th September

Dear friend,

My name is Jane. I am 9. I live in London. ...

My favourite day is Sunday.

Do you like Sundays? Why? What do you like to do on Sundays? ...

Best wishes,

Jane

_____ Russia

(Write the date)

Dear Jane,

Thank you for your letter.

My name is _____. I live in _____.

I like Sundays too because I _____ /

I don't like Sundays because _____. On

Sundays I _____.

Best wishes,

(Write your name)

Test yourself 1

1. Напиши, какая погода изображена на рисунках.
What is the weather like?



1



2



3



4



5

1) It's cold.

2) _____

3) _____

4) _____

5) _____

Score: _____/4

2. Посмотри на картинки и прочитай предложения.
Выбери и обведи нужные слова.



1




2




3



4



5



6

1) Dino can skate / ski.

2) Tiny and Billy like to toboggan / ride a scooter.

3) Martin and Tiny can make a snowman/play snowballs.

4) Jim can fly a kite / ride a bike.

- 5) Jack and Donkey like to play hide-and-seek /
play snowballs.
6) Dino can dive / draw.

Score: _____/5

3. Прочитай и вставь пропущенные слова.

fly, weather, picnic, sunny, park

Jill: What's the weather like today?

Jim: It's _____ and warm.

Jill: Would you like to go to the _____
and have a _____?

Jim: Of course. I can _____ my kite
there.

Score: _____/4

4. Составь предложения из слов.

Example: will / The friends / tomorrow / early /
get up. — The friends will get up early
tomorrow.

1) go / will / the post office / in an hour / My
grandpa / to. — _____

2) won't / Jim / in / ride / the evening / his bike. —

3) tomorrow / play / Will / badminton / you? —

4) will / What / do / next week / you? —

5) they / visit / will / their grandma / When? —

Score: _____/5

5. Прочитай вопросы. Запиши краткий ответ.

Example: Can you play volleyball? — No, I can't.

1) Do you like autumn? — _____

2) Can your mum play the piano? — _____

3) Are you afraid of spiders (пауков)? — _____

4) Does Tiny get up late? — No, _____

- 5) Has Tiny got many friends? — Yes, _____
- 6) Will the children go to school tomorrow? — No, _____
- 7) Do the friends have their birthdays in October? — Yes, _____


Score: _____/7

6. Прочитай письмо, посмотри на рисунки и впиши недостающие слова.

Dear Jill and Jim,

In January I'll go to Russia. It will be  cold

and  _____ in winter. I'll

 _____ and play snowballs. I'll make

a funny  _____. I'll  _____

in the park. I won't  _____ because

I can't.

In the evening I'll tell my Russian friends my New Year fairy tales. Would you like to go to Russia with me?

Best wishes,

Tiny

Score: _____/5

Mark your score

30—27	26—21	20—15	14—0
Very good!	Good!	OK!	Try again!

2 ENJOYING YOUR HOME

SECTION 1. Describing your house

1. Найди и обведи знакомые слова.

T	U	K	F	L	O	O	R
A	W	I	N	D	O	W	N
B	A	T	H	R	O	O	M
L	L	C	H	O	U	S	E
E	L	H	D	F	L	A	T
A	T	E	O	L	A	M	P
I	N	N	O	D	E	S	K
B	E	D	R	O	O	M	I

2. Прочитай слова в транскрипции. Напиши их.

Example: [flæt] — flat

[haus] — _____

[dɔ:] — _____

['bɑ:θrɒm] — _____

['wɪndəʊ] — _____

['kɪtʃən] — _____

[wɜ:l] — _____

3. Переведи на английский язык.

в красивом доме — _____

в новой квартире — _____

большая кухня — _____

маленький холл — _____

Я живу в одной комнате с моим братом. — _____

У меня есть своя (отдельная) комната. — _____

4. Составь и запиши предложения, используя **there is / there are**.

Example: There is a living-room in the house.

House	How many?
living-room	1
bedroom	3
kitchen	1
bathroom	2
window	14
fireplace	0 (no)

5. Расставь фразы, чтобы получился разговор Сэма и Джима.

- ☐ Jim: How many rooms have you got?
☐ Sam: No, I haven't. I share a room with my little brother.
☒ Jim: Do you live in a flat?
☐ Sam: We've got three rooms and a kitchen.
☐ Jim: Have you got a room of your own?
☐ Sam: Yes, I do.

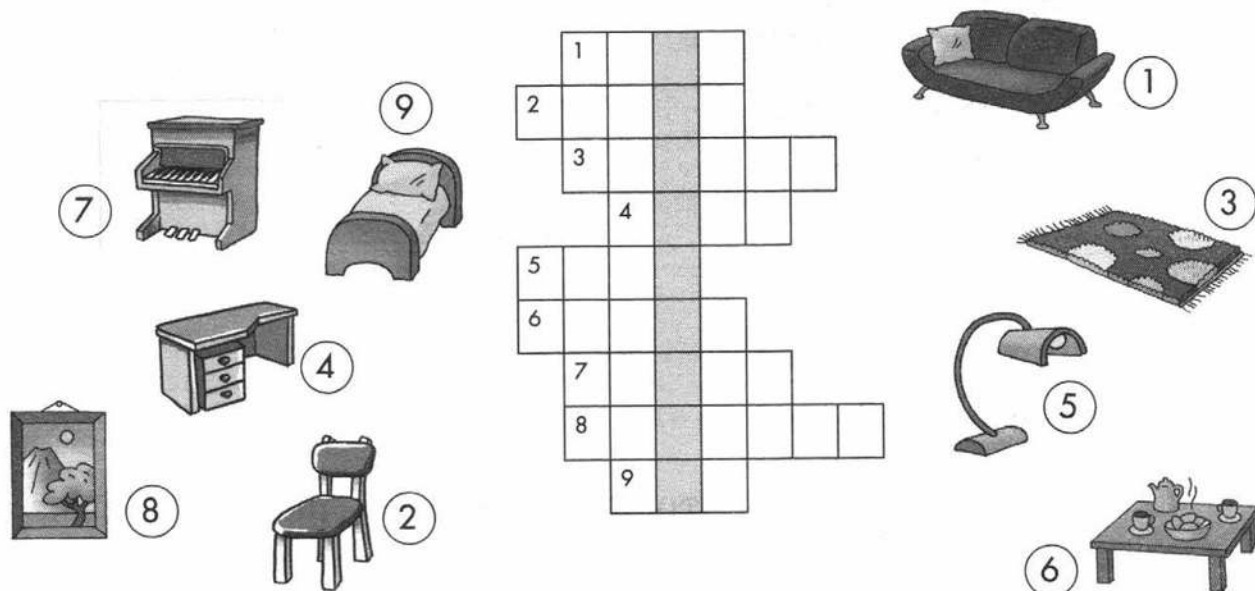


6. Напиши о своей квартире / доме. Используй эти вопросы как план.

- 1) Do you live in a flat or in a house?
- 2) How many rooms have you got?
- 3) Have you got a room of your own?
- 4) Is your room big or small?

SECTION 2. What is there in your room?

7. Заполни кроссворд, и в выделенных клетках ты прочитаешь слово.



8. Какое слово лишнее? Зачеркни его.

- 1) bedroom, kitchen, lamp, hall, bathroom
- 2) armchair, sofa, bed, table, shelf, carpet
- 3) wall, window, floor, picture, door
- 4) enjoy, play, share, nice, live, walk

9. Вставь пропущенные глаголы **is** или **are**.

Example: There are four rooms in the house.

- 1) There _____ a table in the living room.
- 2) _____ there a fireplace in Tiny's house? — No, there _____ not.
- 3) There _____ three shelves and a picture in his room.
- 4) There _____ no TV set in the bedroom.
- 5) There _____ a table, a sofa and four chairs in the living room.

10. Составь и запиши предложения.

There is	(a) sofa and two	in the park.
There are	armchairs	on the shelf.
There is no	(a) carpet	in the house.
There are no	a lot of nice flowers	in the living
	five books	room.
	three bedrooms	on the floor.
	posters	on the wall.

Example: There is a sofa and two armchairs in the living room.

- 1) _____
- 2) _____
- 3) _____
- 4) _____
- 5) _____

11. Запиши вопросы, на которые даны ответы.

Example: Yes, there are. There are two windows in the room. — Are there any windows in the room?

- 1) No, there isn't. There is no wardrobe in the room.

- 2) Yes, there is. There is an armchair in the bedroom.

- 3) Yes, there are. There are four chairs at the table.

- 4) No, there aren't. There are no pictures in the flat.

12. Подчеркни слова, в которых буквы о и а читаются не так, как в остальных словах.

- a) nose, sofa, clock, home, cold
- b) bathroom, walk, arm, carpet, dance

SECTION 3. Home sweet home

13. Выбери и обведи нужный предлог.

Example: There is a picture **on** / **in** / **at** the wall.

- 1) There are a lot **from** / **of** / **on** books on the shelf.
- 2) There are chairs **next to** / **in** / **on** the fireplace.
- 3) There is a computer **at** / **on** / **in** the desk.
- 4) There is a new carpet **at** / **on** / **of** the floor.
- 5) There is a big poster **on** / **of** / **in** the wall.

14. Прочитай рассказ Стива. Вставь артикли **a** и **the**, где это необходимо.



My name is Steve. I haven't got a room of my own. I share it with my little brother Sam. There is a round table at the window. There are four chairs at the table. A fifth chair is at the wall. There is a sofa, a bed, a big clock and a lot of toys in our room. There is no a TV in our room. We like to play in our room.

15. Вставь пропущенные глаголы is или are.

- 1) There _____ a green carpet on the floor.
- 2) There _____ three rooms in our flat.
- 3) There _____ a lot of books on the shelves.
- 4) There _____ an old lamp on the desk.
- 5) There _____ no shelves in the living room.

16. Переведи на английский язык.

на диване — _____
в правом углу — _____
в левом углу — _____
под креслом — _____
над письменным столом — _____

за шкафом — _____
 между камином и креслом — _____
 рядом с кроватью — _____

17. Выбери нужное слово. Обведи соответствующую букву.

Example: Jill and Jim ... breakfast at 7.40 am.

a) eat **(b) have** c) do

1) He doesn't like to ... his hands and face.

a) wash b) watch c) clean

2) In the evening they ... TV.

a) see b) look c) watch

3) The children usually ... to bed at 9 pm.

a) go b) do c) walk

4) I often ... my homework in the living room.

a) have b) do c) make

Test yourself 2

1. Составь словосочетания и напиши, в какой комнате ты выполняешь эти действия.


a) go	my homework
have	TV
do	my face and hands
watch	breakfast
wash	to bed

b) 1) I usually have breakfast at 8 am in the kitchen.

- 2) _____
 3) _____
 4) _____
 5) _____

Score: _____/8

2. Посмотри на картинку. Выбери и обведи нужный предлог.



- 1) The kite is **on** / **under** the sofa.
- 2) The dog is **under** / **on** the carpet.
- 3) The sofa is **behind** / **next to** the desk and the armchair.
- 4) The ball is **above** / **under** the sofa.
- 5) The cats are **under** / **behind** the armchair.
- 6) The pictures are **on** / **above** the wall.

Score: _____/5

3. Прочитай предложения и вставь **is** или **are**.

Example: There are two windows in the living room.

- 1) There _____ a hall, a living room and a bedroom in the house.
- 2) There _____ no carpet on the floor.
- 3) _____ there a bathroom in the house? — Yes, there _____ two bathrooms.
- 4) _____ there any flowers in the garden? — Yes, of course.

Score: _____/5







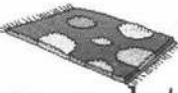

4. Запиши краткие ответы на вопросы.

Example: Is there a wardrobe in your room? —
Yes, there is.

- 1) Is there a fireplace in your flat? — _____
- 2) Is there a table in your room? — _____
- 3) Are there any posters in your room? — _____
- 4) Is there a piano in your living room? — _____
- 5) Are there any shelves in your kitchen? — _____

Score: _____/5

5. Прочитай, посмотри на рисунки и впиши недостающие слова.

Sam lives in a small  house. There is a living room, a bedroom, Sam's room, a hall and a kitchen in the house. Sam's room is small. There is a  _____, a  _____, a  _____ and a new computer in his room. There is a  _____ on the bookshelf. There is a big box with toys next to the  _____. Sam likes to play with his toys on the  _____. Sam can draw very well. There are a lot of  _____ on the wall of his room.

Score: _____/7

Mark your score

30—27	26—21	20—15	14—0
Very good!	Good!	OK!	Try again!

PROGRESS CHECK 1. Variant 1

PART 1



Послушай четыре текста. В заданиях 1—4 прочитай вопросы и отметь картинки (✓), которые соответствуют правильному ответу. Ты услышишь запись дважды. После первого и второго прослушивания у тебя будет время для выполнения и проверки заданий.

1) What is the weather like?



a



b



c

2) What will Mag do next Sunday?



a




b



c


3) Where is the pencil box?



a



b




c

4) Which is Neil's room?



a



b

Score: _____/4

Подчеркни слова, в которых буквы **i** и **o** читаются не так, как в остальных словах.

5) windy, will, winter, middle, behind

6) clock, frog, song, above, hot

Прочитай текст. Определи, какие из утверждений, данных после текста, соответствуют содержанию текста (a) **True**), а какие нет — (b) **False**). Обведи соответствующую букву.

A little bird, Ami, lives in a forest. Ami is nice but lazy. She does not like to get up early and she is always late.

It is the summer. It is warm and sunny. Ami sings and plays with her friends all day long. But in September the autumn comes. It gets rainy and windy. It's time for the birds to fly to Africa.

Ami says, "I don't like autumn and winter. I'll fly to Africa with my friends. But I have a lot of time to get ready for the trip (путешествие). I'll do it tomorrow." Ten days pass.

One early morning all the birds fly away. When Ami gets up, she sees that her friends are not there. Ami is sad. "Winter will come soon. I don't have a warm house and I don't have corn to eat in winter! I must find a house and get some corn," she says.

She flies to the farm. She finds an old birdhouse on the tree. Now Ami gets up early and works hard. She

UNIT 2

is very busy all day long. Soon her new home is clean and warm. The bird brings a lot of corn and seeds from the field. Ami spends the cold winter in her house.

When the spring comes, the birds come back. They like Amy's nice house and say, "We are so happy to see you again!" Ami and her friends have a wonderful summer. But when the next autumn comes, they fly to Africa together.

- 7) Ami gets up late in the summer.
a) True b) False
- 8) Ami is happy to spend the winter in the forest.
a) True b) False
- 9) Ami's friends help her to clean the birdhouse.
a) True b) False
- 10) In winter Ami lives in her friend's birdhouse.
a) True b) False
- 11) Next autumn Ami flies to Africa with her friends.
a) True b) False

Score: _____/7

Прочитай письмо от Линды (Linda), которая хотела бы стать твоим другом по переписке. Напиши Линде письмо и ответь на 4 вопроса.

London
Great Britain
19th October

Dear friend,

My name is Linda. I am 10. I live in London.

...

What do you like to do? What season do you like? Why do you like it? Have you got a pet?

...

Best wishes,

Linda

_____ Russia

_____ (Write the date)

Dear Linda,

Thank you for your letter.

My name is _____. I live in _____.

12) I like to _____.

13) My favourite season is _____.

14) I like it because _____.

15) I have got _____ / I haven't got any pet, but I would like to have _____.

Best wishes,

_____ (Write your name)

Score: _____/4

Mark your score


15—14	13—11	10—8	7—0
Very good!	Good!	OK!	Try again!

PART 2

1. Посмотри на картинку. Опиши комнату мисс Четтер.

Скажи,

- какая комната у мисс Четтер (красивая; большая / маленькая);
- что находится в комнате;
- что, по твоему мнению, мисс Четтер любит делать по вечерам в своей комнате.



Begin with: This is Miss Chatter's room. ...

2. Разыграйте диалог со своим одноклассником.

Card 1

Для школьной газеты необходима информация о тебе и твоих одноклассниках.

1) Узнай у своего собеседника:

- какое время года он / она любит и почему;
- что он / она будет делать во время осенних каникул.

2) Ответь на вопросы одноклассника.

Card 2

Для школьной газеты необходима информация о тебе и твоих одноклассниках.

1) Ответь на вопросы одноклассника.

2) Узнай:

- любит ли он / она зиму и почему;
- что он / она будет делать во время зимних каникул.

PROJECT 1. "We'll visit Fairy Land next holidays!"

1. Заполни таблицу.

Season	Month	Weather	Rooms in the house	Things
winter	January	sunny	bedroom kitchen	computer TV

2. Напиши рассказ о предстоящих каникулах в волшебной стране.

We will go to Fairy Land in _____.

It will be _____.

We will live in _____.

There will be a bedroom, _____

_____ in our house.

We will have TV, _____

_____ in our room.

We will play _____

_____.

Let's go to Fairy Land together!



3 BEING HAPPY IN THE COUNTRY AND IN THE CITY

SECTION 1. We like the place we live in

1. Подчеркни слова, в которых буквы **i**, **c** и буквосочетания **ow** читаются не так, как в остальных словах.

1) river, hill, bridge, city, kite, fish

2) cow, country, clock, city, capital

3) town, cow, now, own, how



2. Прочитай слова в транскрипции. Напиши их.

[fi:ld] — _____

[rəʊd] — _____

[ʃi:p] — _____

[taʊn] — _____

[pi:pl] — _____

[ga:dn] — _____

3. Заполни таблицу, впиши недостающие слова.

One	Many	One	Many
child			countries
	men	house	
woman		fish	
tooth		sheep	
	mice	apple tree	
town			foxes
	cities		shelves

4. Поставь вопросы к предложениям.

Example: The children like to play in the garden.

— Where do ...?

Where do the children like to play?

1) There is a green field next to the farmhouse.

Is there _____?

- 2) The farmer will work hard in the field in spring.
When will _____?
- 3) The children will live on their uncle's farm next month.
Where will _____?
- 4) Kate likes red and green apples.
What does _____?
- 5) The friends come to the farm every day because they feed the animals.
Why do _____?



5. Напиши Алексу письмо. Расскажи ему о городе (селе), в котором ты живёшь.

Dear Alex,
My name is _____. I am
from Russia. _____

Best wishes,

SECTION 2. Are they different: the country and the city?

6. Заполни пропуски.

cold	colder	(the) coldest
clean		(the) cleanest
	stronger	
nice		
		(the) largest
funny	funnier	



7. Раскрой скобки. Поставь прилагательные в нужной степени сравнения.



I am the (small) _____ in my family. My sister Jane is (old) _____ than me. She is (tall) _____ than my mum.

Jane is the (good) _____ pupil in her class.

But I think that I'm (smart) _____ too.

Sometimes I get (good) _____ marks (отметки) than Jane gets.

8. Заполни пропуски.

good		(the) best
bad	worse	
many / much		(the) most
	less	

9. Прочитай текст. Вставь пропущенные слова.

sheep, are, play, have, of, smaller

In spring, in May, the Browns go to Green Village. They visit their friends who live there. In May the days _____ sunnier and warmer than in April. There are many _____ and cows in the fields. The houses in Green Village are _____ than in the town.

The Browns _____ picnics in the garden. There are a lot _____ apple trees and beautiful flowers in the garden. The children _____ badminton and fly the kite. The Browns are happy.

SECTION 3. People and animals in the country and in the city

10. Зачеркни лишнее слово в каждой строке.

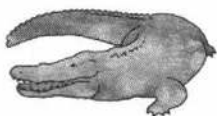
- 1) a hen, a sheep, a cow, a horse, a dog
- 2) a cockerel, a hen, a cow, a duck
- 3) a camel, an elephant, an eagle, a monkey
- 4) a whale, a goldfish, a crocodile, a dolphin

11. Напиши, кому отправлены эти открытки.

Name _____

River Nile Street

Africa



Name _____

Sunny Road

The Cara-Cum

Desert



Name _____

Mountain Street

The USA




Name _____

Hot Street

The Sahara

Desert



Name _____

Rainy Road

The Pacific

Ocean



Name _____

Wide Road

The Black Sea



12. Заполни таблицу.

beautiful		
	more interesting	
		(the) most useful
wonderful		

13. Раскрой скобки. Поставь прилагательное в сравнительную или превосходную степень.

Example: The book is (interesting) than the film.
— The book is more interesting than the film.

1) The park near my house is (good) than the central park of our town. —

2) My bedroom is (cold) than her room. —

3) The ocean is (large) than the sea. —

4) The Lena is the (long) river in Russia. —

5) I think they are the (beautiful) flowers I've ever seen (когда-либо видел). —

6) It is the (high) mountain in the world. —



14. Напиши, какое животное ты хотел бы иметь дома и какое не хотел бы. Почему?

Example: I would like to have a dog because it's a true friend.

I wouldn't like to have an elephant because it's too big.

Test yourself 3

1. Впиши пропущенные буквы в словах.

Example: There are many wide streets in the cities.

- 1) Where do eagles live? — In the m__ntains.
- 2) The capital of the c__ntry is London.
- 3) Would you like to see the Atlantic Oc__n? — Yes, of course.
- 4) In summer they go to the Black S___. They like to swim and dive in the sea.
- 5) Some p__ple like to travel in the desert.
- 6) It's windy and cold. Put your c__t on.

Score: _____/6

2. Восстанови письмо, вставив пропущенные слова.

beautiful, Write, in the country, behind, animals, swim, river

Dear Alex,
Thank you for your letter. I am Denis. I am from Russia. Russia is large and _____. There are many cities and towns in Russia. But I live _____. I live with my mum and dad. Our house isn't big. There is a green garden with apple trees and flowers _____ my house. There is a river next to the forest. My friends and I _____ there in summer. There is an old bridge over the _____. We've got a dog and a cat. I like to read books about _____. _____ me about your country and your town, please.
Best wishes,
Denis

Score: _____/7

3. Прочитай предложения и вставь **is** или **are**.

- 1) There _____ a nice garden behind the house.
- 2) There _____ a lot of wonderful flowers in the park.
- 3) There _____ a cow and two sheep in the field.
- 4) _____ there a bridge over the river? — No, there _____ not.
- 5) _____ there many forests in Russia? — Yes, there _____.

Score: _____/7

4. Выбери правильное слово и обведи соответствующую букву.

Example: Winter is the ... season in a year.a) cold b) colder **©) coldest**

- 1) John is ... than his brother.
a) tall b) taller c) tallest
- 2) February is the ... month.
a) short b) shorter c) shortest
- 3) Moscow is one of the ... cities in the world (в мире).
a) beautiful b) more beautiful c) most beautiful
- 4) The new road is ... than the old road.
a) wide b) wider c) widest
- 5) Is he a ... pupil? — Yes, he is.
a) good b) better c) best

Score: _____/5

5. Напиши вопрос, ответом на который являются выделенные в предложении слова.

Example: The children go to the park **in the morning**. — When do the children go to the park?

- 1) Tomorrow the friends will plant the trees in the **garden**. —

- 2) **Ann** lives in a nice house, near the river. —

3) She likes May **because** it is a nice month. —

4) They go to bed at **9 pm.** —

5) **No, he doesn't.** Simon doesn't like to play hide-and-seek.

Score: _____/5

Mark your score

30—27	26—21	20—15	14—0
Very good!	Good!	OK!	Try again!

4 TELLING STORIES

SECTION 1. Reading last summer story

1. Найди и обведи глаголы в Past Simple (II форма).
Выпиши их в первой форме.

Example: played — play, were — be.

l	i	v	e	s	a	i	d
i	r	p	l	a	y	e	d
k	w	e	n	t	r	y	w
e	a	e	m	b	o	l	a
d	s	h	r	l	p	o	l
s	g	a	v	e	e	o	k
a	e	d	w	l	n	k	e
y	t	t	a	l	k	e	d

- 1) _____
2) _____
3) _____
4) _____
5) _____
6) _____
7) _____
8) _____

2. Подчеркни слова, в которых буквосочетание **ed** читается не так, как в остальных словах.

- 1) **watched**, **asked**, **liked**, **wanted**, **helped**
2) **answered**, **listened**, **painted**, **smiled**, **listened**
3) **skated**, **wanted**, **worked**, **invited**, **collected**

3. Прочитай глаголы. Выбери неправильные глаголы и запиши их во второй форме.

meet, take, fall, do, wash, work, answer, watch,
give, live, fly, have, sit, be, see, visit, say, ask,
go, enjoy, live, put

Example: meet — met

4. Прочитай письмо Бена. Раскрой скобки, поставь глаголы в Past Simple.

Dear Jim,
Last month I (be) was at Chatterplace. I (have) _____ a good time there. I (live) _____ in a small but nice room. When it (be) _____ sunny and warm, I (go) _____ for a walk and (play) _____ tennis.

I (help) _____ Miss Chatter to feed the animals. I learned to ride a horse. When it (be) _____ windy, I (fly) _____ a kite in the field. I (see) _____ a lot of beautiful places.

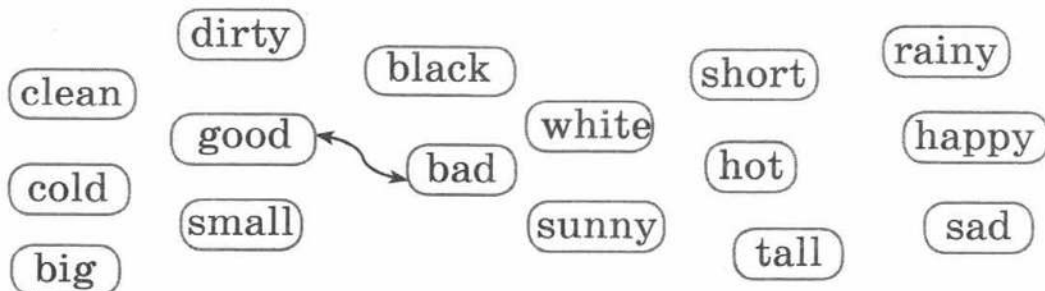
I (like) _____ my holidays. I'll come back to Chatterplace next year. Would you like to go with me?

Please write back.

Best wishes,

Ben

5. Найди и соедини стрелками слова, противоположные по значению.



SECTION 2. In the world of fantasy

6. Переведи на английский язык.

вчера — _____
 три дня тому назад — _____
 неделю тому назад — _____
 в прошлом году — _____
 прошлым летом — _____



7. Прочитай слова в транскрипции и запиши их.

Example: [jiə] — year

[ə'gəʊ] — _____	['jestədi] — _____
[lɑ:st] — _____	[mʌnθ] — _____
[wi:k] — _____	[tə'mbrəʊ] — _____

8. Вставь пропущенные глаголы **was** или **were**.

- 1) It _____ warm but rainy last autumn.
- 2) The friends _____ in the mountains last month.
- 3) _____ you at home yesterday? — Yes, I _____.
- 4) The house _____ old but nice.
- 5) Where _____ she yesterday? — At the school party.
- 6) There _____ a postcard and flowers on the table.
- 7) My grandpa _____ not a doctor, he taught Maths.

9. Выбери и обведи нужный глагол.

Example: Tiny was / were at home yesterday.

- 1) There **was** / **were** a lot of sheep on the farm.
- 2) It **wasn't** / **weren't** rainy last autumn.
- 3) **Were** / **Was** you in the mountains last month? — No, I **wasn't** / **weren't**.
- 4) The animal's eyes **was** / **were** big and kind.

5) Where was / were they three days ago?

6) It was / were time to go to bed.

10. Напиши глаголы во второй форме.

1) go — _____

6) want — _____

2) be — _____

7) have — _____

3) come — _____

8) do — _____

4) meet — _____

9) draw — _____

5) tell — _____

10) tell — _____

11. Отгадай загадку.

What is it that everybody saw, but can never
(никогда) see again.

yeƧɹɐɹɔɹɔ

12. Расставь слова в правильном порядке. Запиши вопросы.

Example: she / after / Was / the trip / tired? —
Was she tired after the trip?

1) school / at / Was / yesterday / she? — _____

2) the pupils / in / two / the zoo / Were / ago /
days? — _____

3) yesterday / he / Was / sad? — _____

4) snakes / Were / afraid of / you? — _____

5) the park / in / the friends / Were / Sunday /
last? — _____

SECTION 3. How to ask questions in Past Simple

13. Напиши, какое важное дело ты сделал(а) на прошлой неделе, а какое нет.

Example: I visited my grandma last Wednesday.
I didn't write a letter to my friend.

1) _____

2) _____

14. Исправь предложения.

Example: Miss Chatter had a dog. —
Miss Chatter didn't have a dog.

- 1) Tiny wrote songs for his friends last year. —

- 2) Billy was in Antarctica three days ago. —

- 3) Jim drank cold water yesterday. —

- 4) Jill played football an hour ago. —

- 5) Tim and Tom were in the desert a week ago. —

15. Вставь пропущенные глаголы: was, were, did, could.

Example: Rose **was** not tall and she **could** not take the book from the shelf.

- 1) The boy looked at his sister's present. But he _____ not take any sweets.
- 2) Miss Chatter _____ not write the letter yesterday. She _____ too busy.
- 3) _____ you play computer games yesterday? — No, we _____ not. We _____ in the zoo.
- 4) _____ you at home yesterday? — Yes, I _____.
- 5) I _____ not dive last summer. Now I can.

16. Закончи предложения.

Example: Miss Smith **didn't** live in London a year ago, she **lived** in Oxford.

- 1) Jim didn't draw animals, he _____ cars.
- 2) Martin didn't play tennis last night, he _____ badminton.

- 3) Ann didn't water the trees, she _____ the flowers.
- 4) The children didn't drink warm milk yesterday, they _____ apple juice.
- 5) She didn't say "Good morning!", she _____ "Hi!"

Test yourself 4

1. Посмотри на картинки. Напиши, что Тайни делал во время летних каникул.

Example: Last summer Tiny blew bubbles.



- 1) Last summer Tiny _____ badminton.
- 2) Last summer Tiny _____ a kite.
- 3) Last summer Tiny _____ books.
- 4) Last summer Tiny _____ the animals.
- 5) Last summer Tiny _____ to music.

Score: _____/5

2. Прочитай предложения. Вставь пропущенные глаголы **was** или **were**.

- 1) What was the weather like? — It _____ warm but windy.
- 2) Did you talk to them? — No, I didn't. They _____ busy last night.
- 3) _____ you in the country the day before yesterday? — No, I _____ in Moscow.
- 4) We _____ in London last summer.

Score: _____/5

3. Выбери правильное слово. Обведи соответствующую букву.

Example: Alice ... her birthday party yesterday.

- a) has **(b) had** c) will have

- 1) Jill and Jim ... to the country every summer.
a) go b) went c) will go
- 2) Santa ... our letters tomorrow.
a) get b) gets c) will get
- 3) Mr Black ... in Africa two weeks ago.
a) is b) was c) will be
- 4) Did you ... to the park yesterday?
a) go b) went c) will go
- 5) What did you ... the day before yesterday?
a) do b) did c) does

Score: _____/5

4. Прочитай вопросы и кратко ответь на них.

Example: Did you go to school yesterday? — Yes, I did.

- 1) Were you in the country last summer? —
Yes, _____
- 2) Did Jim and Jill go to the forest? —
Yes, _____
- 3) Was Tiny in London three days ago? —
No, _____

4) Were the pupils in the zoo last Monday? —

No, _____

5) Did Simon take his kitten for a walk yesterday? — No, _____


Score: _____/5

5. Восстанови рассказ о Санта-Клаусе. Раскрой скобки, поставь глаголы в Past Simple.

Santa Claus was very busy in December. He got up early. He (wash) washed his face and hands with snow. At 7 am Santa (have) _____ an ice cream and a cup of cold coffee for breakfast. Then he (give) _____ bread to his deer (олень)

Rudolph. Santa (take) _____ snow and cold weather and (sit) _____ in the sleigh (сани). He (fly) _____ to different countries. He (visit) _____ forests and fields, rivers and mountains.

At 2 pm Santa Claus (come) _____ back home. He (read) _____ children's letters and (write) _____ a list (список) of Christmas presents. In the evening Santa (make) _____ Christmas presents for his friends.



Score: _____/10

Mark your score

30—27	26—21	20—15	14—0
Very good!	Good!	OK!	Try again!


PROGRESS CHECK 2. Variant 1

PART 1



Послушай четыре текста. В заданиях 1—4 прочитай вопросы и отметь правильные ответы (✓). Ты услышишь запись дважды. После первого и второго прослушивания у тебя будет время для выполнения и проверки заданий.


1) Which animals does Alex like?



a




b




c

2) Which is Alex's picture?



a



b

3) When did Mag buy the presents for her sister and brother?

a

on Sunday

b

on Monday

c

on Saturday

4) You want to see the new baby elephant at the zoo today. Can you do that?

a

Yes

b

No

Score: _____/4

Подчеркни слова, в которых буква е и буквосочетание **ed** читаются не так, как в остальных словах.

5) went, let, began, fell, fed

6) liked, helped, walked, wanted, talked

Прочитай текст. Выполни задания.

A long, long time ago a boy lived in the town. His name was John. He was only seven, but he could read very well. He liked to read fairy tales. Sometimes he wrote his own stories about green fields with wonderful flowers or houses with magic (волшебными) rooms.

Every day John came to the park to play with his friends. He often told them his fairy tales. His friends liked his tales very much. But their favourite story was about a magic garden where the children found a lot of coins (монеты) under a big apple tree.

One day John went for a walk very early. There were no children and John decided to walk to the centre of the park. Soon he saw a big green tree with a notice (объявление) on it. It said "I am a magic tree. Say the magic words and you can come in." John didn't know any magic words. But he started to say, "Hello, dear tree! Abracadabra! Open the door! Merry Christmas!", and many more ..., but his words weren't magic. Soon John was tired, he sat on the ground and said, "Please, dear tree!". Suddenly a big door opened in the tree. It was dark inside (внутри). But John came in and said, "Thank you, dear tree!" A minute later John saw a bright road. He went along the road and found a large room. There were lots of balls, teddy bears, dolls, puzzles, toy cars, sweets and chocolate. John ran back and brought all his friends to the magic room and they had a party. They were happy. And John told his friends the magic words that helped him and his friends to get into the fairy tale.

Выбери правильный ответ на вопрос. Обведи соответствующую букву.

- 7) What fairy tale did John's friends like most of all?
- a) A fairy tale about nice flowers.
 - b) A fairy tale about a magic house.
 - c) A fairy tale about coins in the garden.
- 8) Where did John meet his friends every day?
- a) In the park.
 - b) In the house.
 - c) In the garden.
- 9) What words helped John to open the door?
- a) "Please, dear tree!"
 - b) "Hello, dear tree!"
 - c) "Merry Christmas!"
- 10) What did the boy find in the tree?
- a) A magic book.
 - b) A lot of toys.
 - c) His friends.
- 11) Why did John think that the words were magic? — Because they helped John
- a) to open the door.
 - b) to find new friends.
 - c) to become rich.

Пронумеруй предложения в соответствии с прочитанной историей. Первое предложение уже обозначено.

- 12) ☐ There was a large room inside the magic tree.
☐ John couldn't remember any magic words.
☒ There was a tree with a notice on it.
☐ The boy and his friends enjoyed the presents and the party.
☐ At last John said the right magic words.

Score: _____/8

Прочитай новогодние открытки. Напиши свою поздравительную открытку другу. Воспользуйся текстами данных открыток.

13)

Dear Alice,
Best wishes for a wonderful New Year!
Love,
John

Dear Steve,
With Christmas Greetings and all good wishes for the New Year!
Love,
Nick

Dear Jill and Jim,
Christmas greetings and best wishes for the New Year!
Love,
Mum and Dad

Dear Granny,
Best wishes for a nice Christmas season and a very happy New Year!
Yours,
Alex

UNIT 4

14)

Dear _____

Score: _____/3

Mark your score

15—14	13—11	10—8	7—0
Very good!	Good!	OK!	Try again!

PART 2

1. Расскажи о том, как ты провёл(а) осенние каникулы. Скажи,

- какая была погода;
- что ты делал(а) во время осенних каникул;
- понравились ли тебе каникулы и почему.

Begin with: I had my autumn holidays in November. It was ...

2. Разыграйте диалог со своим одноклассником.

Card 1

Для школьной газеты необходима информация о тебе и твоих одноклассниках.

1) Узнай у своего собеседника:

- какое животное ему / ей нравится и почему;
- что он / она знает об этом животном (где живёт, чем питается, что умеет / любит делать).

2) Ответь на вопросы одноклассника.

Card 2

Для школьной газеты необходима информация о тебе и твоих одноклассниках.

1) Ответь на вопросы одноклассника.

2) Узнай у своего собеседника:


- какое домашнее животное он / она хотел(а) бы иметь и почему;
- что он / она знает об этом животном (где живёт, чем питается, что умеет / любит делать).

PROJECT 2. "Let's write a fairy tale!"

Предложи двум одноклассникам сочинить собственную сказку. Начать сказку можно словами:

A long, long time ago ...

Once upon a time, there was / were ...

This image shows a single sheet of white paper with horizontal blue or grey ruling lines. The lines are evenly spaced and run across the width of the page. There are approximately 20 lines visible. The paper appears to be a standard notebook page.

5 HAVING A GOOD TIME WITH YOUR FAMILY

SECTION 1. Being happy together!

1. Прочитай письмо. Вставь слова вместо картинок.

Canada
12th July

Dear Mag,

Thank you for your  letter. My name is Robert. I'm from Canada. I live with my mum,

dad and my  _____ Dave. We are

twins (близнецы). Our birthday is in autumn, on the 19th of October. When is your birthday?

My favourite sport is  _____.

Dave likes it too. But his favourite sport is



_____. What is your favourite sport?

Can you ride a  _____?

We've got two pets: a  _____ and a

mini-pig. They are funny. We like to take photos of them. Have you got a pet?

Dave likes to read  _____. He writes

short stories. Would you like to read one of them? I'll send it next time.

What do you like to do?

Best wishes,

Robert and David

2. Подчеркни слова, в которых гласные о, а и буквосочетание **th** читаются не так, как в остальных словах.

- 1) mother, brother, son, some, song, become
- 2) watch, want, whale, was, what, wash
- 3) grandfather, grandmother, birthday, brother, weather

3. Зачеркни лишнее слово в каждой строке.

- 1) father, mother, woman, daughter, son
- 2) granddaughter, grandson, grandfather, girl
- 3) father, mother, son, brother, grandfather
- 4) grandma, grandpa, mum, dad, daughter



4. а) Прочитай текст.

It was an unusual (необычное) morning. Jason got up early, at 5.00 am. He went to the kitchen. His grandpa was there. Breakfast was ready. After breakfast Jason and his grandpa left the house. They took their bikes and rode to the river. They started fishing. That morning they caught 7 fish. Jason caught only one fish, but it was the biggest. Jason was happy.

б) Запиши вопросы.

Example: When did Jason get up? — At 5.00 am.

- 1) _____? — To the kitchen.
- 2) _____? — Jason's grandpa.
- 3) _____? — Yes, they did.
- 4) _____? — Their bikes.
- 5) _____? — 7.
- 6) _____? — Yes, he was.

SECTION 2. What do you do to help your family?

5. а) Составь словосочетания.

feed	↗	my room
go	↘	my pets
clean		the plant
lay		shopping
water		the table

б) Закончи предложения, используя составленные словосочетания.

Example: I clean my room on Saturdays.

- 1) I have two pets: a bird and a rabbit. I _____ in the morning and in the evening.
- 2) When did you _____? — In the morning. I bought milk and bread.
- 3) May I help you to _____? — Of course. Put the cups on the table.
- 4) _____ two times a week, please. It doesn't like water.

6. Подчеркни слова, в которых **ed** читается не так, как в остальных словах.

- 1) played, opened, repaired, lived, helped, cleaned
- 2) cooked, walked, wanted, liked, finished, watched

7. Заполни пропуски.

take — _____	_____ — did	_____ — had
_____ — said	find — _____	lay — _____
draw — _____	eat — _____	feed — _____

8. Переведи на английский язык.

- 1) Ты убираешь свою кровать утром? — Да, конечно.

2) Она покормила кота, взяла портфель и побежала в школу.

3) Ты полил цветы вчера? — Нет.

4) После завтрака Мэг помыла посуду.



9. Закончи предложения. Поставь глаголы в прошедшее время (Past Simple).

have, make, go, help, buy, do, clean

Yesterday it was Saturday. Cathy _____ her mother. First Cathy _____ the washing-up after breakfast. Next she _____ her room. Then she _____ shopping with her mother. They _____ flour, butter, eggs and apples. In the afternoon they _____ an apple pie. In the evening Cathy's family _____ tea with the tasty apple pie. They were happy!

SECTION 3. Answering phone calls

10. Напиши время, которое показывают часы.



11. Заполни пропуски.

say — _____	_____ — caught
_____ — began	see — _____
come — _____	run — _____
go — _____	_____ — was / were

12. Поставь вопросы к выделенным словам.

Example: Mag took photos of her family **last Sunday**. — When did Mag take photos of her family?

1) The friends will play **basketball** tomorrow. — _____

2) Mark has got **two** pets. — _____

3) The children play football in **the park**. — _____

4) **Ann** likes to go shopping. — _____

5) The doctor was **at home** when the phone rang. — _____

13. Ответь на вопросы теста (отметь ✓) и определи, хороший(ая) ли ты сын (дочь).

	Yes	No
1) Can you say when your mother's (father's) birthday is?		
2) Are you always polite and kind with your parents?		
3) Do you lay the table?		
4) Do you clean your room?		
5) Do you go shopping?		
6) Do you do the washing-up?		
7) Do you make your bed?		
8) Do you feed your pet?		
9) Do you take care (заботишься) of your little brother (sister)?		

9—8 "yes" — you are an ideal child.
 7—6 "yes" — you are a good child.
 5—4 "yes" — you must try to be better.
 < 3 "yes" — I'm sorry for your parents.

SECTION 4. Let us try to be polite

14. Соедини фразы стрелками.

Good morning!

Hello, Jason!

Would you like a cup of tea?

Help yourself!

Thank you!

Good night!

Goodbye!

You are
welcome.

Sleep tight!

Morning!

Bye!

Thank you!

Hi, Alex!

Yes, please.

15. a) Впиши в слова пропущенные буквы, и в выделенных клетках ты прочитаешь три слова.

1)

	h	o	t	o		
h		r	s	e		
c	o		d			
f	a	m		l	y	
q	u	a	r		e	r
b	r	o	t	h		r

2)

	e	a	c	h	e	r	
p		o	n	e			
g	r		n	d	p	a	
g	r	a		d	m	a	
c	l	o	c				
g	r	a	n	d		o	n

3)

	i	c	n	i	c	
c		o	u	d	y	
o	c		a	n		
u	s	u		l	l	y
f	o	r	e		t	
w	e	a	t	h		r

b) А теперь прочитай стихотворение, вставив слова, которые ты отгадал.

Always be (1) _____ and sweet

At your home, in the street.

Remember (2) "_____", "goodbye" and

(3) "_____"

And you will have a lot of friends.

Test yourself 5

1. Выбери правильное слово. Обведи соответствующую букву.

Example: My sister likes to ... photos of her cat.

a) put **b) take** c) do

- 1) I ... my bed in the morning.
a) make b) do c) clean
- 2) Will you ... the flowers tomorrow?
a) clean b) water c) make
- 3) I'll ... my homework on Sunday.
a) go b) make c) do
- 4) Jane, will you help me to ... the washing-up?
a) make b) do c) clean
- 5) Mag's father ... the stars in the evening.
a) sees b) looks c) watches
- 6) Helen and Betsy like to ... shopping.
a) walk b) go c) make

Score: _____/6

2. Прочитай рассказ о Золушке (Cinderella). Раскрой скобки, поставь глаголы в Past Simple.

Cinderella was a kind and beautiful girl. She worked hard. Cinderella (get) got up at 5 am. She (clean) _____ the rooms. Then she (feed) _____ the animals and (water) _____ the flowers. At 8 o'clock she (go) _____ to the kitchen. She (cook) _____ breakfast for her stepmother (мачехи) and sisters. At half past ten she (lay) _____ the table. After breakfast she (make) _____ her sisters' beds and (do) _____ the washing-up.

Score: _____/8


3. Напиши, какое время показывают часы.




①




②



③



④



⑤

1) It's half past seven. _____

2) _____

3) _____

4) _____

5) _____

6) _____



⑥

Score: _____/5

4. Составь предложения.

Example: played / Mark / yesterday / table tennis. — Mark played table tennis yesterday.

1) a letter / I / to / wrote / sister / my. — _____

2) did / repair / not / He / bike / his / Saturday / last. — _____

3) be / It / cloudy / will / windy / tomorrow / and. — _____

4) she / Does / breakfast / cook / lunch / and? _____

5) did / they / skate / Where? — _____

6) were / Why / happy / the children? — _____

Score: _____/6

5. Посмотри на картинку. Прочитай предложения и вставь предлоги.

of, on, next, above, in



Example: There is a rabbit **on** the sofa.

- 1) There are a lot of toys _____ the box.
- 2) There is a TV set _____ the sofa.
- 3) There are books _____ the shelf.
- 4) There is a box of toys _____ to the sofa.
- 5) There is a desk in the corner _____ the room.

Score: _____/5

Mark your score

30—27	26—21	20—15	14—0
Very good!	Good!	OK!	Try again!

6 SHOPPING FOR EVERYTHING

SECTION 1. Shopping for clothes

1. Расставь буквы в нужном порядке и запиши получившиеся слова.

Example: t, e, s, h, o, c, l — clothes

- 1) r, s, t, h, o, s — _____
- 2) a, t, c, o — _____
- 3) h, o, s, e, s — _____
- 4) i, r, h, t, s — _____
- 5) t, m, i, t, e, n, s — _____

2. Напиши, какие вещи могут быть в гардеробе у твоего сверстника.

a girl: _____

a boy: _____

3. Раскрой скобки. Поставь прилагательное в сравнительную или превосходную степень.

Example: I think that the coat is (warm) than the jacket. — I think that the coat is **warmer** than the jacket.

- 1) The red scarf is (long) than the blue scarf. — _____
- 2) I think this dress is the (beautiful). — _____
- 3) Sam's T-shirt is (dirty) than his shorts. — _____
- 4) The black trousers are (big) than the jeans. — _____
- 5) Have you got a (small) size? — _____

SECTION 2. There is no bad weather, there are only bad clothes

4. Подчеркни слова, в которых буквы **o**, **g** и буквосочетание **ai** читаются не так, как в остальных словах.

- 1) clothes, phone, home, box, open
- 2) garden, grey, orange, bag, good
- 3) rain, raincoat, repair, trainers, tail

5. Вставь пропущенные предложения так, чтобы получился разговор между покупателем (Alice) и продавцом (Tim).

Here you are. Hello! How much is the dress?
Anything else? That's all.

Tim: Hello! Can I help you?

Alice: _____. Show me that
dress, please.

Tim: _____. Try it on.

Alice: Does it suit me?

Tim: It looks good. _____

Alice: No, thank you. _____

Tim: 15 pounds.

Alice: _____


Tim: Thank you.

6. Переведи на английский язык.

- 1) Чем я могу вам помочь? — _____
- 2) У вас есть тёплые варежки? — _____
- 3) У нас есть белые и голубые шарфы. — _____
- 4) Сколько это стоит? — _____

SECTION 3. Shopping for food

7. Посмотри на картинку и напиши ответы на вопросы.



Example: Is there any bread? — No, there isn't.
There isn't any bread.

- 1) Are there any apples? — _____
- 2) Is there any milk? — _____
- 3) Are there any carrots? — _____
- 4) Are there any oranges? — _____
- 5) Are there any plums? — _____



8. а) Прочитай текст.

Today is Max's birthday. He was seven yesterday. And he is eight today. In the morning he got a present from his parents — a new bike. Max's mum made a birthday cake. She also bought a tasty pizza in the café. Max's brother gave him a book. In the afternoon Max will have his birthday party. A lot of his friends will come. They will play and have fun.

- б) Запиши вопросы.

Example: How old is Max? — 8.

- 1) _____? — In the morning.
- 2) _____? — His mother.
- 3) _____? — In the café.
- 4) _____? — A book.
- 5) _____? — In the afternoon.
- 6) _____? — Yes, many.

9. Заполни пропуски словами **some, any, no**.

- 1) There is _____ juice in the glass.
- 2) Would you like _____ orange juice? — No, thank you. I don't want _____.
- 3) Are there _____ people on the farm? — Yes, there are _____.
- 4) They have _____ bread at home.
- 5) Can I have _____ tea?


10. Вставь пропущенные предлоги.

on, under, of, in, on, for

- 1) There were some sweets and a box _____ chocolates _____ the table.
- 2) Is there any coffee _____ the cup? — Yes, there is some.
- 3) What can I do _____ you?
- 4) He had a new suit and new shoes _____ yesterday.
- 5) There were mittens and boots _____ the armchair.

Test yourself 6

1. Прочитай текст и раскрась картинку.



Look at Baby Elephant and his Mother Elephant! They are happy. Baby Elephant has his birthday today. Baby Elephant has green trousers and a

yellow shirt on. His shoes are brown. His cap is blue. Mother Elephant has a red dress on. Her hat and shoes are black. Mother Elephant and her Baby Elephant are ready (готовы) for the birthday party.

Score: _____/7

2. Закончи предложения. Употребли выделенные глаголы в Past Simple.

Example: The Baby Elephant didn't go to the park yesterday. He went shopping.

- 1) They didn't see Jim. They _____ Ann and Mag.
- 2) Alice didn't buy mittens. She _____ a scarf.
- 3) Tiny didn't write a new fairy tale last Sunday. He _____ a poem.
- 4) He didn't meet his friend in the park. He _____ his sister there.
- 5) His friends didn't have tea at the party. They _____ coffee.

Score: _____/5

3. Выбери правильное слово. Обведи соответствующую букву.

Example: Tiny ... early every day.

(a) gets up b) got up c) will get up

- 1) "Tomorrow we ... shopping," Father Elephant said.
a) go b) went c) will go
- 2) Last spring there ... a lot of flowers in the park.
a) are b) were c) will be
- 3) Alice didn't ... Tom and Tim at the party.
a) see b) saw c) sees
- 4) Did she ... the flowers yesterday? — Yes, she did.
a) waters b) water c) watered

5) Where does she ... photos? — In the park.

a) takes b) take c) took

Score: _____/5

4. Раскрой скобки. Поставь прилагательное в сравнительную или превосходную степень.

Example: These white trainers are **nicer** than the grey trainers. (nice)

1) The green coat is _____ than the jacket.
(warm)

2) Look! This T-shirt is _____ than the blue T-shirt. (small)

3) I think that the black jeans are the _____.
(good)

4) Jane's blouse is the _____. (beautiful)

5) This black hat is _____ than his grey hat.
(bad)

Score: _____/5

5. Вставь пропущенные слова **some, any, no**.

1) — Would you like _____ apple juice?

— Yes, please. I'd love _____.

2) — Have you got _____ oranges?

— No, sorry. I haven't got _____ oranges. But I have got _____ bananas.

— I'm afraid, I don't want _____ bananas. I would like oranges.

3) — Mag, is there _____ bread at home?

— No, there is _____ bread at home.

— I hope you'll go and buy some.

Score: _____/8

Mark your score

30—27	26—21	20—15	14—0
Very good!	Good!	OK!	Try again!

PROGRESS CHECK 3. Variant 1

PART 1



Послушай четыре текста. В заданиях 1—4 прочитай вопросы и отметь правильные ответы (✓). Ты услышишь запись дважды. После первого и второго прослушивания у тебя будет время для выполнения и проверки заданий.

1) Where is Sam?

a ☐ In a shop.

b ☐ At home.

c ☐ In a café.

2) What did Angela do yesterday?

a ☐ She roller skated.

b ☐ She went to the zoo.

c ☐ She played badminton.

3) Where is Sam's photo?



a ☐



b ☐



c ☐

4) Tomorrow you want to go for a picnic with your family. Can you do that?

a ☐ Yes

b ☐ No

Score: _____/4

Подчеркни два слова, в которых буква **o** и буквосочетание **th** читаются не так, как в остальных словах.

5) home, phone, nose, do, clothes, some, photo

6) think, thank, their, third, mother, bathroom

Прочитай и выбери правильный ответ на вопрос. Обведи соответствующую букву.

7) Can I speak to Miss Chatter?

- a) I'm sorry, she isn't in.
- b) What a pity!
- c) Yes, dear. Here it is.

8) How much is it?

- a) Great. It's nice and warm.
- b) It's only 10 pounds.
- c) Here you are.

Прочитай текст. Выполни задания.

Once upon a time, there was a nice green forest. One day a family with two little boys came to the forest for a picnic. The boys played football and took lots of photos. It was hot and sunny, one of the boys took his socks off and put them on the grass.

Next morning a fox ran by and found the socks. They were red and blue and green. She liked the socks and put them on.

When the animals saw the fox in the forest, they were surprised and started to talk about the fox's new socks. Now the fox became famous (знаменитый). All the animals also wanted to get some clothes. Soon, the rabbit had mittens on, the wolf put a T-shirt on, the mouse got a nice hat and even the bird had a cap on!

Doctor Tiger, a forest doctor, was sad. He said, "This can't be good. Animals mustn't wear clothes. We don't need them. It's dangerous for animals to wear clothes."

But the animals didn't listen to him. They liked their clothes very much and they didn't want to take them off.

Once the mouse got stuck (застряла) in her hole because of her hat. Because of her coloured socks, the fox slipped (поскользнулась) off the rocks by the river and fell into the water.

Doctor Tiger was very angry with the mouse and the fox. He repeated, "You don't need any clothes. They are dangerous (опасные) for you." Soon the animals understood that the Doctor was right. Now the animals knew that they didn't need clothes at all and took the clothes off.

Выбери правильный ответ на вопрос. Обведи соответствующую букву.

9) Why did the fox put the socks on?

- a) The socks were very nice and colourful.
- b) It was cold and windy in the forest.
- c) Doctor Tiger told the fox to put the socks on.

Закончи предложение, выбрав один вариант из трёх предложенных. Обведи соответствующую букву.

10) When the animals saw the fox in the socks, ...

- a) they laughed at the fox in the socks.
- b) they wanted to get some clothes too.
- c) they went to Doctor Tiger.

11) Doctor Tiger asked the animals ...

- a) to take the clothes off.
- b) to put the clothes on.
- c) to open a shop for animals.

Score: _____/7

12) Прочитай отрывок из письма Стива (Steve).

... Last weekend was cold and rainy. I stayed at home. ...

At what time do you get up on Sundays? What do you do when the weather is bad? What do you do to help your family?

....

Напиши Стиву письмо и ответь на 3 вопроса.

Не забудь:

- обратиться к другу по имени;
- попрощаться с другом;
- подписать письмо.

Адрес и дату писать не нужно.

Dear _____,
Thank you for your letter.

Score: _____/4

Mark your score

15—14	13—11	10—8	7—0
Very good!	Good!	OK!	Try again!

PART 2

1. Расскажи о том, как обычно проходит твой будний день. Скажи,
 - во сколько ты встаёшь и как проходит твоё утро;
 - что ты делаешь после занятий в школе;
 - во сколько ты ложишься спать.
2. Разыграйте диалог со своим одноклассником.

Card 1

Разыграйте со своим одноклассником разговор «В гостях». У тебя в гостях твой друг.

- Угости друга пирожным и яблочным соком.
- Предложи собрать вместе пазл.

Card 2

Разыграйте со своим одноклассником разговор «В гостях». Ты в гостях у друга.

- Поблагодари за угощение, но откажись от сока. Ты его не любишь. Попроси чашку чая.
- Согласись собрать пазл вместе с другом.

PROJECT 3. "MFM for Stars"

MODERN FASHION MAGAZINE FOR STAR

- ★ GOOD MORNING, KIDS!
- ★ LET'S DO SPORTS!
- ★ WHEN? WHERE? WHY?
- ★ LET'S SING AND DANCE!
- ★ TELLING STORIES ABOUT PETS.



Tim



Tom



Tricky



Alice

- 1) Выбери одного из артистов и телепередачу, которую он (она) будет вести.
- 2) Нарисуй его (её) на плотном листе бумаги.
- 3) Запиши, что ты советуешь как модельер артисту-телеведущему.

Например:

★ LET'S SING AND DANCE! ★

Alice!

You may put a blue dress
and a nice white hat on.
You may put white shoes on.



7 SCHOOL IS FUN

SECTION 1. What do we do at school?

1. Найди и обведи знакомые тебе глаголы. Выпиши их. Напиши их в Past Simple (II форма).

B	E	G	I	N	A	T	E	L	L
E	S	T	H	I	N	K	F	E	R
C	T	R	A	N	S	L	A	T	E
O	A	D	R	A	W	E	G	O	A
M	N	O	S	P	E	A	K	U	D
E	D	G	E	T	R	R	S	E	E
T	E	A	C	H	A	N	W	I	N

Begin — began,

2. Подчеркни слова, в которых буквы **a**, **i** и буквосочетание **ou** читаются не так, как в остальных словах
- dance, ask, answer, stand up, class
 - listen, sit, sing, write, fill
 - loudly, group, count, house, sound
3. Выбери правильное слово. Обведи соответствующую букву.
- 1) In the lesson we ... the teacher's questions.
a) ask b) answered c) say
 - 2) Can you ... from English into Russian?
a) read b) translate c) tell

- 3) Do you ... your homework every day?
 a) make b) write c) do
- 4) Miss Chatter ... French and Italian.
 a) speaks b) says c) tells
- 5) They will learn this poem by
 a) hand b) heart c) head

4. Прочитай предложения из письма мисс Четтер её подруге. Раскрой скобки, поставь глаголы в Past Simple.

Yesterday my pupils (have) _____ three lessons.

The first lesson (be) _____ Maths. They (count) _____ flowers and (play) _____ computer games.

The second lesson was English. They (speak) _____ English, (copy) _____ new words, (ask) _____ and (answer) _____ the questions.

During the second break they (eat) _____ bananas and chocolate, (drink) _____ orange juice.

During the third lesson my pupils (sing) _____ a lovely English song and (draw) _____ pictures.

My pupils (have) _____ a good time at school.



SECTION 2. The things you can use in the lesson

5. Какое слово лишнее? Зачеркни его.

- 1) pen, pencil, bag, ruler, rubber
 2) Maths, English, GB, Art, PE, Music
 3) desk, computer, board, bookshelf, sofa

6. Переведи на английский язык.

первый урок — _____
новые рабочие тетради — _____
интересный учебник — _____
цветные карандаши — _____
толстый словарь — _____
чудесные краски — _____

7. Вставь пропущенные слова.

a) **this** or **these**

- 1) Do you like _____ jacket? — Yes, it is nice.
- 2) _____ apples are not very good.
- 3) Hello! _____ is Mag speaking. Can I speak to Ann?
- 4) Today is Jim's birthday. _____ presents are for him.
- 5) _____ town is old but nice and green.

b) **that** or **those**

- 1) She lives in _____ house by the river.
- 2) Do you like _____ white trainers?
- 3) _____ blouse look very nice.
- 4) Could you bring _____ books to me, please?
- 5) _____'s easy!

SECTION 3. Reading for pleasure

8. Выбери нужное слово. Обведи соответствующую букву.

- 1) ... the break we play games.
a) For b) During c) To
- 2) The pupils will translate texts ... English ... Russian.
a) from ... into b) of ... to c) from ... on
- 3) My little sister likes to draw on the walls ... the room.
a) to b) for c) of

- 4) ... the second lesson they count.
 a) On b) In c) For
- 5) They ran and jumped ... the desks.
 a) under b) between c) to

9. Впиши пропущенные слова.

draw, rubber, pencils, well, read

Ann is five. She can't _____ and write.
 But she can draw very _____. Ann can
 _____ a horse, a flower and a car. She
 has a lot of coloured _____ and paints.
 She has a big _____ to get rid (избавиться) of bad pictures.



10. а) Прочитай текст.

It was the first day of his summer holidays and Oliver was happy. He was a good pupil and liked his school and classmates. But he loved holidays better than school. Oliver looked at his textbooks and workbooks and put them into the bag. Now he could give more time to his hobby. Oliver took his album and paints and went to the living room.

б) Запиши вопросы.

- 1) _____?
 — Because the holidays started.
- 2) _____?
 — Yes, he did.
- 3) _____?
 — Holidays.
- 4) _____?
 — Into his school bag.
- 5) _____?
 — Album and paints.

Test yourself 7

1. Впиши пропущенные буквы в словах.

Example: There are ten workbooks on the table.

- 1) Could you give me a red pen_il, please? I want to draw a rose.
- 2) Where is my sh__pener? — Look on the table!
- 3) We need p__nts for our Art lessons.
- 4) I'm afraid I left the r_bber at home. — It's OK. I'll ask Dima.
- 5) Pupils translate new words with the help of a dict__nary.

Score: _____/5

2. Прочитай, посмотри на рисунки и впиши недостающие слова.

Hi! I'm Mag. Look at the photo of my



classroom. It's not big but light and nice. There are

twelve desks and a big



_____ in

our classroom. There is a bookshelf with



_____ in the room. We also have a

TV set and a



_____. There is a

poster



_____ with ABC on the

wall.

You can see a



_____. It brings us

luck!

Score: _____/5

3. а) Составь словосочетания.

sing	pictures
speak	songs
learn	→ from English into Russian
translate ←	English
draw	poems by heart

б) Закончи предложения, используя составленные словосочетания.

Example: The pupils translate from English into Russian in their Russian lessons.

- 1) They _____ in their English lessons.
- 2) They _____ in their Reading lessons.
- 3) They _____ in their Music lessons.
- 4) They _____ in their Art lessons.

Score: _____/8

4. Выбери правильное слово. Обведи соответствующую букву.

Example: How many lessons did you ... yesterday?
— Five.

а) have б) has в) had

- 1) Tomorrow our class ... to the zoo.
a) go б) went в) will go
- 2) Yesterday Jim ... an excellent mark in Maths.
a) get б) got в) will get
- 3) She doesn't ... French.
a) speak б) speaks в) spoke
- 4) Duncan ... Russian when he was young.
a) learn б) learns в) learnt
- 5) Why do the little children ... so many questions?
a) ask б) asks в) asked

Score: _____/5

5. Прочитай текст. Раскрой скобки и поставь глаголы в Past Simple.

Yesterday Mag (get) got up early. The weather (be) _____ fine. She (wash) _____ her hands and

face, (clean) _____ her teeth in the bathroom. Then Mag (put) _____ on her school dress and (take) _____ her bag. Then she (go) _____ to school.

When she (get) _____ to school, she didn't see any pupils in the yard (во дворе). Mag (say) _____, "Oh! Today is the first day of summer holidays. I have forgotten (я забыла). Children don't go to school on holidays."

Score: _____/8

Mark your score

30—27	26—21	20—15	14—0
Very good!	Good!	OK!	Try again!

PROGRESS CHECK 4. Variant 1

PART 1



Послушай четыре текста. В заданиях 1—4 прочитай вопросы и отметь правильные ответы (✓). Ты услышишь запись дважды. После первого и второго прослушивания у тебя будет время для выполнения и проверки заданий.

1) What is Wendy's favourite season?

☐ a Summer.

☐ b Winter.

☐ c Spring.

2) What did Wendy do yesterday?

☐ a She drew a picture.

☐ b She made a nice birthday card.

☐ c She made a cake.

3) What is Phil's favourite lesson?

☐ a PE.

☐ b Art.

☐ c Maths.

- 4) You left your pencil box at home. You asked your classmate to give you an extra pen. Will he / she give you a pen?

a ☐ Yes

b ☐ No

Score: _____/4

Подчеркни два слова, в которых буквосочетание ea читается не так, как в остальных словах.

- 5) break, teacher, read, speak, great, easy, please

Прочитай текст и выполни задания.

This story happened in an English school a few years ago. It was the first day after the summer holidays. All the pupils were in the classroom.

After the bell, a new teacher came into the room. She was young and nice.

"Good morning! I'm your new teacher — Miss Jones," she said and smiled. The lesson started. But the pupils did not do what their new teacher said. They spoke loudly and ran between the desks.

Miss Jones looked at the pupils and clapped her hands. Suddenly it became dark and cold for a minute. The pupils stood still and surprised. They looked at their new teacher. She was serious. "Sit down, please," she said. All the pupils sat down.

Miss Jones opened her bag and took out a blue pen. Suddenly the blue pen became red and turned into a nice red umbrella.

Miss Jones opened her red umbrella and a rain of sweets and toys began.

In the second and third lessons Miss Jones and her pupils studied hard. They counted stars on the walls, talked with goldfish and drew magic pictures. It was fun. The children were happy. Miss Jones's lessons were the most interesting lessons they had.

The next morning all the pupils ran to school. They came on time, nobody was late as they usually were. The classroom was clean. There weren't any sweets and toys on the floor. There weren't any stars on the walls. Soon a new teacher came into the classroom. He didn't smile and looked serious.

"Where is Miss Jones? Where is our teacher?" asked one of the pupils.

"Miss Jones? I don't know Miss Jones. Let's begin our lesson. Open your books," said the new teacher.

The children were sad. Suddenly they saw Miss Jones's red umbrella in the corner of the classroom and smiled. They understood that one day Miss Jones would come back.

Закончи предложения, выбрав один вариант из трёх предложенных. Обведи соответствующую букву.

- 6) On the first school day the pupils were happy because ...
- a) they only had three lessons.
 - b) they had two teachers.
 - c) they had interesting lessons.

Выбери правильный ответ на вопрос. Обведи соответствующую букву.

- 7) Why were the children in time the next morning?
- a) They enjoyed Miss Jones's lessons.
 - b) They are not usually late.
 - c) They wanted to run before the bell.
- 8) Why did the pupils think that Miss Jones would come back (вернётся)?
- a) Their new teacher told them.
 - b) Miss Jones left her umbrella in the classroom.
 - c) There were sweets on the floor of the classroom.

Выбери предложение, которое НЕ соответствует содержанию сказки. Обведи соответствующую букву.

- 9) a) It was noisy in the classroom when Miss Jones came in.
- b) There was a rain of sweets and toys in the classroom.
 - c) The pupils did a lot of interesting things in the lessons.
 - d) The new teacher was Miss Jones's friend.

Пронумеруй предложения в соответствии с прочитанной историей. Первое предложение уже обозначено.

10) ☐ There was a red umbrella in the corner.

☒ 1 It was the start of the school year.

☐ The classroom was clean the next day.

☐ The pen turned into a red umbrella.

☐ The children started to count the stars.

Score: _____/6

Заполни анкету для поездки в международный лагерь.

Name _____

Surname _____

11) Age _____

12) Country _____

13) What you like to do _____

14) Favourite subject _____

15) Languages you speak _____

Score: _____/5

Mark your score

15—14	13—11	10—8	7—0
Very good!	Good!	OK!	Try again!

PART 2

1. Опиши кабинет английского языка. Скажи,

- какой кабинет (большой / маленький, светлый);
- что находится в кабинете;
- что вы обычно делаете на уроках английского языка.

Begin with: We have a classroom where we learn English. ...

2. Разыграйте диалог со своим одноклассником.

Card 1

Ты забыл дома цветные карандаши.

- Попроси собеседника одолжить тебе синий и жёлтый карандаши.
- Не забудь поблагодарить одноклассника.

Card 2

Твой одноклассник попросил у тебя два карандаша.

- Скажи, что у тебя есть жёлтый карандаш, но нет синего карандаша.
- Одолжи собеседнику жёлтый карандаш.

PROJECT 4. "Diploma"

DIPLOMA

Name: _____

Surname: _____

City (Town) Country _____

School: _____

Your teacher's name: _____

You can:

- talk about yourself ☐
 - your family ☐
 - your pet ☐
 - your room / house ☐
 - your favourite food ☐
 - your favourite sport ☐
 - your favourite season and holidays ☐
 - your school / your English lessons ☐
 - Russia and Great Britain ☐
 - table manners, food and clothes ☐
- ask and answer the questions ☐
- act out the dialogues ☐
- read and write words and sentences ☐
 - letters and postcards ☐
 - fairy tales and stories ☐
- sing English songs ☐
- recite English poems ☐
- translate from English into Russian ☐
- make a book ☐
 - a magazine ☐
 - a present for your friend ☐

Enjoy English!

**Your teacher's
signature**

PROGRESS CHECK 1. Variant 2

PART 1



Послушай четыре текста. В заданиях 1—4 прочитай вопросы и отметь картинки (✓), которые соответствуют правильному ответу. Ты услышишь запись дважды. После первого и второго прослушивания у тебя будет время для выполнения и проверки заданий.

1) What is the weather like?



a



b



c

2) What is Grandpa's favourite season?



a




b




c

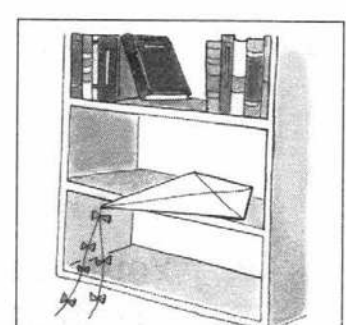
3) Where is the kite?



a




b




c

4) Where is Sofie's room?



a



b

Score: _____/4

Подчеркни слова, в которых буквы а и и читаются не так, как в остальных словах.

5) have, flat, wall, hand, lamp

6) under, sunny, summer, puzzle, music

Прочитай текст и выполни задания.

A red fox, Anna, lives in a green forest in Russia. Anna is nice and kind. She is hospitable. Anna has a lot of friends in the forest. They often play hide-and-seek together. But one of her friends, Tim, lives in Africa. Tim is a monkey. Tim likes to read fairy tales and draw funny robots. Anna doesn't see Tim very often. But she often writes letters to him.

On 20th October Tim gets a lot of presents because it's his birthday. This year Tim gets a new puzzle, a green kite and a robot. Tim also gets a birthday card and a present from his Russian friend. It is a book of fairy tales about a funny snowman. Tim likes the book. He writes a letter to Anna.

Soon Anna gets Tim's letter. She opens the letter and reads, "Hi Anna! Thank you for your present. Your book about the snowman is very interesting. In Africa it is hot and sunny in summer and in winter. There is no snow and snowmen don't live in Africa. I would like to meet a real (настоящего) snowman one day."

Anna is happy to answer Tim's letter, "Hello, Tim! It is cold and snowy in Russia in winter. We can ski

and skate, toboggan and play hockey. Come to my place and we'll have a good time together. We'll play snowballs and make a funny snowman."

7) Anna and Tim often play hide-and-seek together.

- a) True
- b) False

8) Tim gets a green kite on his birthday from Anna.

- a) True
- b) False

9) Tim likes Anna's present.

- a) True
- b) False

10) Tim wants to see a snowman.

- a) True
- b) False

11) Anna invites Tim to come to Russia in winter.

- a) True
- b) False

Score: _____/7

Прочитай письмо от Марка (Mark), который хотел бы стать твоим другом по переписке. Напиши Марку письмо и ответь на 4 вопроса.

Ottawa
Canada,
12th November

Dear friend,

My name is Mark. I live in Ottawa. ...

How many friends have you got? What do you do after school? What is your favourite season?

Why do you like it? ...

Best wishes,

Mark

Russia

(Write the date)

Dear Mark,

Thank you for your letter.

My name is _____. I live in _____.

12) I have got _____.

13) After school I _____.

14) My favourite season is _____.

15) I like it because _____.

Best wishes,

(Write your name)


Score: _____/4

Mark your score

15—14	13—11	10—8	7—0
Very good!	Good!	OK!	Try again!

PART 2

1. Посмотри на картинку. Опиши комнату мистера Гринвуда.



Скажи,

- какая комната у мистера Гринвуда (красивая; большая / маленькая);
- что находится в комнате;
- что, по твоему мнению, мистер Гринвуд любит делать в своей комнате.

Begin with: This is Mr Greenwood's room. ...

2. Разыграйте диалог со своим одноклассником.

Card 1

Для школьной газеты необходима информация о тебе и твоих одноклассниках.

1) Узнай у своего собеседника:

- какую погоду он / она любит и почему;
- что он / она делает, когда идёт дождь (when it is rainy).

2) Ответь на вопросы одноклассника.

Card 2

Для школьной газеты необходима информация о тебе и твоих одноклассниках.

1) Ответь на вопросы одноклассника.

2) Узнай у своего собеседника:

- любит ли он / она летние каникулы и почему;
- что он / она делает, когда на улице холодно (when it is cold).


PROGRESS CHECK 2. Variant 2

PART 1




Послушай четыре текста. В заданиях 1—4 прочитай вопросы и отметь правильные ответы (✓). Ты услышишь запись дважды. После первого и второго прослушивания у тебя будет время для выполнения и проверки заданий.


1) Which animal is Andrew's favourite?



a

☐



b

☐


c

☐

2) Which is Andrew's picture?



a

☐


c

☐

3) What did Andrew do last Sunday?



a

☐


b

☐


c

☐

4) You want to see red monkeys at the zoo today.
Can you do that?

a

☐

Yes

b

☐

No

Score: _____/4

Подчеркни слова, в которых буква а и буквосочетание **ed** читаются не так, как в остальных словах.

5) had, drank, ran, was, sat

6) played, smiled, skated, lived, opened

Прочитай текст и выполни задания.

Once there lived a boy in a small English town. He was nine and his name was Steve. Steve liked to play computer games. He came home after school and did

his homework quickly. He was a good student. Then he sat in front of his computer. He liked computer games very much. At weekends he played the whole day. He didn't play with his friends, he didn't read books, he didn't watch TV, he only played his computer games. His parents were sad. They said, "Switch off (выключи) the computer. There are so many interesting things to do! You can ride your bike or fly the kite in the park." But Steve didn't listen to them.

Steve played different computer games, but his favourite game was about funny rabbits. He played it every day. One day a magic thing happened (произошло волшебство). When he switched the computer on, two little funny rabbits came out of the screen (сошли с экрана). The live (живые) rabbits skipped around the room. Then the rabbits sat on the sofa. Steve was surprised to see rabbits in his room. He asked his parents, "Is it a dream?". But his parents answered, "No, it is not a dream. There are two live rabbits in your room."

Steve wasn't happy. He took the rabbits to the living room and put them under the table, but they skipped back to his room. Then Steve took the rabbits to the hall, but they came back to his room again.

So, the two rabbits from the computer game lived in Steve's room. Steve learnt to feed the rabbits and cleaned up after them. Sometimes Steve took the rabbits to the park. They liked to skip on the grass. Steve often played hide-and-seek with his pets. He didn't have time for computer games, but he was happy.

Ten days passed. When Steve came home from school, he saw that his rabbits had disappeared (исчезли). Steve switched on the computer. But he didn't want to play. Suddenly he left the room, ran to the pet shop and bought two live rabbits.

Выбери правильный ответ на вопрос. Обведи соответствующую букву.

- 7) Why were Steve's parents unhappy? —
a) Steve played computer games a lot.
b) Steve watched TV the whole day.
c) Steve was a bad student.
- 8) How did the rabbits get in Steve's house?
a) Steve brought the rabbits from the park.
b) Steve's friend gave him the rabbits.
c) The rabbits came from the computer.
- 9) Where did the rabbits live?
a) In Steve's room.
b) In the living room.
c) In the hall.
- 10) What did Steve do for his rabbits?
a) He took his rabbits for a walk.
b) He asked his parents to feed the rabbits.
c) He played computer games with them.
- 11) What did Steve do after his rabbits disappeared?
a) He bought two new pets.
b) He began to play computer games again.
c) He looked for his rabbits.

Пронумеруй предложения в соответствии с прочитанной историей. Первое предложение уже обозначено.

- 12) ☐ Steve played computer games every day.
☒ 1 Steve and his parents lived in an English town.
☐ Now Steve could not live without pets.
☐ There were two live rabbits in his room.
☐ Steve learnt to play with live animals.

Score: _____/8

Прочитай поздравительные открытки. Напиши свою поздравительную открытку другу. Воспользуйся текстами данных открыток.

13)

Dear Mag,
You are 10 today. Happy Birthday to you!
Love,
Grandma and Grandpa

Dear Fred,
Happy Birthday! Wishing you all the best on your special day!
Love,
Mum and Dad

Dear Kate,
On this day I hope you have a lot of fun.
Aunt Diana

Dear Peter,
Happy Birthday! Let your wishes become true.
Sue

Dear _____

Score: _____/3

Mark your score

15—14	13—11	10—8	7—0
Very good!	Good!	OK!	Try again!

PART 2

1. Расскажи о своём городе / посёлке. Скажи,

- как выглядит твой город / посёлок (большой / маленький, красивый, чистый);
- что есть в твоём городе / посёлке (парк / река, деревья / цветы, высокие / невысокие дома и т. д.);
- какое время года в своём городе / посёлке ты любишь, почему.

Begin with: I live in ...

2. Разыграйте диалог со своим одноклассником.

Card 1

Для школьной газеты необходима информация о тебе и твоих одноклассниках.

1) Узнай у своего собеседника:

- во сколько он / она встал(а) в прошедшее воскресенье;
- что он / она делал(а) в воскресенье.

2) Ответь на вопросы одноклассника.

Card 2

Для школьной газеты необходима информация о тебе и твоих одноклассниках.

1) Ответь на вопросы одноклассника.

2) Узнай у своего собеседника:

- что он / она делал(а) в воскресенье вечером;
- в котором часу он лёг / она легла спать в воскресенье.

PROGRESS CHECK 3. Variant 2

PART 1



Послушай четыре текста. В заданиях 1—4 прочитай вопросы и отметь правильные ответы (✓). Ты услышишь запись дважды. После первого и второго прослушивания у тебя будет время для выполнения и проверки заданий.

1) Where is Andy?

- a ☐ In a shop.
b ☐ In Kate's flat.
c ☐ In a café.

2) What did Kate do yesterday?

- a ☐ She walked the dog.
b ☐ She watched the stars.
c ☐ She watched TV.

3) Where is Kate's photo?



a ☐



b ☐



c ☐

4) Tomorrow you want to go to the zoo and take some photos of the animals. You only want to go in good weather. Can you do that?

- a ☐ Yes c ☐ No

Score: _____/4

Подчеркни два слова, в которых буква а и буквосочетание ea читаются не так, как в остальных словах.

5) glass, capital, garden, scarf, make, carpet

6) jeans, clean, breakfast, eagle, sweater, sea, please

Прочитай и выбери правильный ответ на вопрос.
Обведи соответствующую букву.

7) May I help you to clean the room?

- a) Thanks. That will be nice.
- b) Don't be lazy.
- c) Here you are.

8) Anything else?

- a) Help yourself.
- b) Here you are.
- c) No, that's all.

Прочитай текст. Выполни задания.

Two little hedgehogs (ежа), Ben and Ken, lived in a green forest. They were brothers. Ben was brave and Ken was afraid of everything — the trees, birds and animals. In the morning, brave Ben went for a walk to the field or to the farm. In the evening Ben came back. He told Ken about his adventures (приключениях) and new friends. Ken liked to listen to Ben's interesting stories.

Every day Ben said to his brother, "Ken, let's go to the field together! We'll visit new places and meet new friends." But Ken stayed at home.

One day Ben went for a walk to the field. Suddenly the weather changed. It started to rain. Ken was at home, but he became very sad. He said, "It's rainy. It's cold. Where is Ben?" Ken was afraid of rain. But he took Ben's raincoat and ran to the field.

Soon Ken was in the field. The rain stopped and it was sunny and warm again. Ken looked around. He saw his brother.

"How are you, Ben? Here is your raincoat," said Ken.

"Oh, Ken. It is nice that you are here. Look at the sky!" said Ben.

"Oh! It's beautiful! What is it?" asked Ken.

"It's a rainbow (радуга). Do you like it, Ken?"

"It's wonderful!" said Ken. "I'll go with you tomorrow. And the day after tomorrow too. There are

so many interesting things I can see with you," said Ken. Ben smiled.

"Very good! Let's go to the farm now. I have got many friends on the farm. There are also a lot of red apples in the farmer's garden," said Ben.

Выбери правильный ответ на вопрос. Обведи соответствующую букву.

9) Why did Ken run to the field when the rain started? — He wanted to ...

- a) to find his brother.
- b) to meet a friend.
- c) to see a rainbow.

Закончи предложение, выбрав один вариант из трёх предложенных. Обведи соответствующую букву.

10) Ben was happy to see his brother in the field because ...

- a) Ken brought a raincoat.
- b) Ken became brave.
- c) Ken gave him an apple.

11) Ken decided to go for a walk with his brother every day because ...

- a) he wanted to visit many new places.
- b) he was afraid to stay at home alone.
- c) he liked to wear Ben's raincoat.

Score: _____/7

12) Прочитай отрывок из письма Линды (Linda).

... I want to come to Russia in October. We'll visit Moscow and St Petersburg. ...

... What is the weather like in Russia in autumn? What clothes do you usually wear in October? Do you like autumn or not, and why?

Напиши Линде письмо и ответь на 3 вопроса.

Не забудь:

- обратиться к другу по имени;
- попрощаться с другом;
- подписать письмо.

Адрес и дату писать не нужно.

Dear _____,
Thank you for your letter.

Score: _____/4

Mark your score

15—14	13—11	10—8	7—0
Very good!	Good!	OK!	Try again!

PART 2

1. Расскажи о своей семье. Скажи,

- **какая у тебя семья (большая / маленькая);**
- **чем члены твоей семьи любят заниматься в свободное время;**
- **как ты помогаешь по дому.**

2. Разыграйте диалог со своим одноклассником.

Card 1

Разыграйте со своим одноклассником разговор «В магазине». Ты пришёл в магазин, чтобы купить подарок для своей младшей сестры. Ей 6 лет.

- Сообщи продавцу, что тебе нужно.
- Выслушай предложения продавца и выбери подарок.

Будь вежлив с продавцом.

Card 2

Разыграйте со своим одноклассником разговор «В магазине». Ты — продавец. Покупателю нужен подарок для его / её младшей сестры.

- Узнай, сколько лет сестре.
- Предложи покупателю: красивую куклу, пазл, забавного плюшевого медвежонка и мяч.

Будь вежлив с покупателем.

PROGRESS CHECK 4. Variant 2

PART 1



Послушай четыре текста. В заданиях 1—4 прочитай вопросы и отметь правильные ответы (✓). Ты услышишь запись дважды. После первого и второго прослушивания у тебя будет время для выполнения и проверки заданий.

1) What is Oliver's favourite season?

a ☐

Spring.

b ☐

Summer.

c ☐

Winter.

2) What did Oliver do yesterday?

a ☐

He had a picnic.

b ☐

He bought a pet.

c ☐

He took photos.

3) What is Ruth's favourite lesson?

☐ a ☐ Maths.

☐ b ☐ PE.

☐ c ☐ Reading.

4) You want to draw a monkey in your Art lesson.
Can you do it?

☐ a ☐ Yes

☐ b ☐ No

Score: _____/4

Подчеркни два слова, в которых буква **и** читается не так, как в остальных словах.

5) subject, rubber, ruler, puzzle, number, rule, summer

Прочитай текст и выполни задания.

When Stuart came home from school, he went to his room. "Stuart, it's time to do your homework!" his mother cried from the kitchen. She was sad because homework was always a problem for her son.

Stuart took his books and workbooks out of his bag. He didn't want to count, read texts and answer the questions. Stuart opened the first textbook, sighed (вздыхнул) and closed it.

Then he went to the kitchen and said, "Mum, may I help you to cook or can I take Rex for a walk?" His mother answered, "No, please, do your homework first. Your teacher will be angry with you again tomorrow. So do your homework first and then you can watch TV, play with Rex or help me about the house." Stuart went back to the room and sat on the sofa. Soon he fell asleep.

In his dream he saw six little funny gnomes (гномы) on his desk. "Hello, young man, will you, please, give us your homework to play with it?" asked one of the gnomes, politely. Stuart was surprised, but he said, "Of course, you are welcome."

The gnomes were happy with his answer. They took the rubber and started playing volleyball. Then they

use coloured pencils to do the sums. They didn't read the texts. They sang them loudly. To learn French words they danced and sang. They also drew a lot of funny pictures. Stuart really enjoyed watching those little students.

Suddenly Stuart heard, "It's time for dinner, dear. Wash your hands!" Stuart opened his eyes. There weren't any gnomes in the room. "What a nice dream (сон) I had," he thought. He went to his desk and saw that his homework was done. It was real magic! Now Stuart did his homework every day. It was like a party for him. He played with his homework like the gnomes did. Lots of fun, songs and drawings. His mother said, "I'm proud that you work so hard." Stuart smiled, but he didn't tell her about the gnomes.

Закончи предложения, выбрав один вариант из трёх предложенных. Обведи соответствующую букву.

- 6) Stuart's mother was unhappy because he didn't want ...
- a) to do his homework.
 - b) to help her about the house.
 - c) to take their pet for a walk.

Выбери правильный ответ на вопрос. Обведи соответствующую букву.

- 7) Who did Stuart's homework that day?
- a) The little gnomes.
 - b) Stuart himself (сам).
 - c) Stuart's mother.
- 8) What did gnomes teach Stuart? The gnomes taught Stuart ...
- a) to enjoy his homework.
 - b) to sing songs loudly.
 - c) to draw funny pictures.

Выбери предложение, которое **НЕ** соответствует содержанию сказки. Обведи соответствующую букву.

- 9) a) Stuart's family had a pet.
 b) There were some coloured pencils and a rubber on Stuart's desk.
 c) The gnomes had dinner together with Stuart and his mother.
 d) Stuart's mother didn't know about the gnomes.

Пронумеруй предложения в соответствии с прочитанной историей. Первое предложение уже обозначено.

- 10) ☐ Stuart's mother asked him to finish his homework first.
☐ Stuart was surprised to see six little gnomes on his desk.
☐ Stuart did his homework happily.
☒ 1 They had fun: played, danced and sang.
☐ Stuart closed the book and went to the kitchen.

Score: _____/6

Заполни анкету летней языковой школы.

Name _____

Surname _____

11) Age _____

12) Languages you speak _____

13) What you like to do in your English lessons _____

14) Hobby (what you like to do) _____

15) Favourite subject _____

Score: _____/5

Mark your score

15—14	13—11	10—8	7—0
Very good!	Good!	OK!	Try again!

PART 2

1. Расскажи о своём школьном дне. Скажи,

- сколько уроков у тебя каждый день;
- какой предмет тебе нравится; что вы обычно делаете на уроках;
- что ты любишь делать на перемене.

Begin with: I go to school every day but Saturday and Sunday. ...

2. Разыграйте диалог со своим одноклассником.

Card 1

Ты забыл дома карандаш и линейку.

- Попроси своего одноклассника одолжить тебе карандаш и линейку.
- Не забудь поблагодарить одноклассника.

Card 2

Твой одноклассник попросил у тебя карандаш и линейку.

- Скажи, что у тебя есть карандаш, но нет линейки.
- Одолжи карандаш своему однокласснику.